



Lamar County Elementary School

 228 Roberta Dr, Barnesville, GA 30204

 (770)358-5556

 Grades: 3-5

 Enrollment: 606 students

Performance Snapshot

- Lamar County Elementary School's overall performance **is higher than 50% of schools in the state** and is higher than its district.
- Its students' academic growth **is higher than 46% of schools in the state.**
- **55.6% of its 3rd grade students are reading at or above the grade level target.**
- Lamar County Elementary School is Beating the Odds, meaning that it performs better than similar schools.

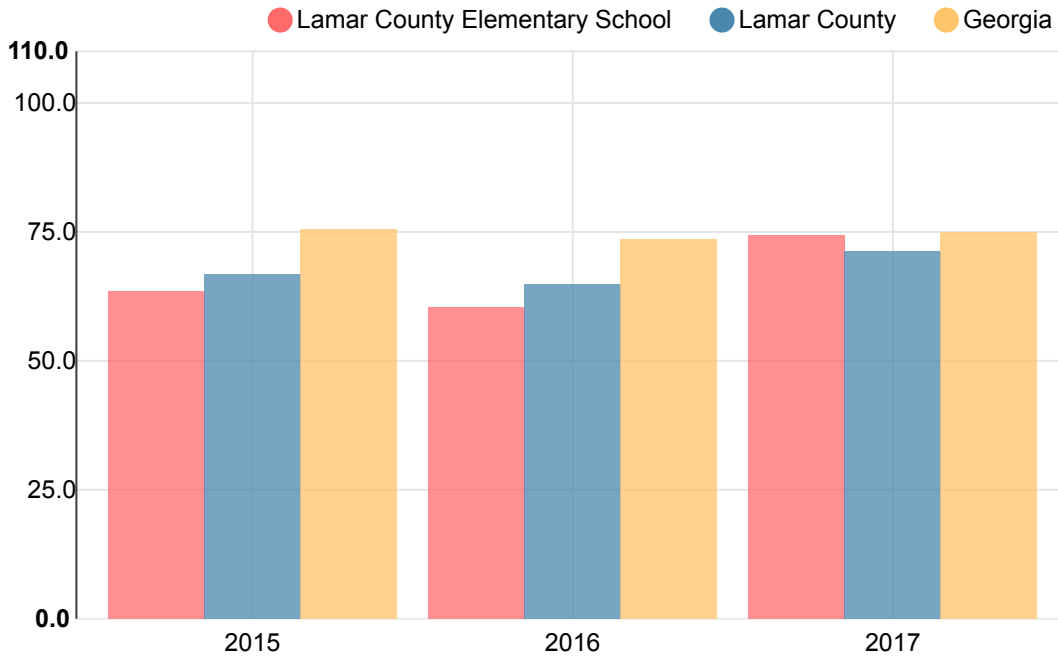
School Wide

C
74.3

Year	Lamar County Elementary School
2017	C
2016	D
2015	D
2014	D
2013	C

Grade conversion	
A	90 - 100
B	80 - 89.9
C	70 - 79.9
D	60 - 69.9
F	0 - 59.9

CCRPI Single Score



Student Mobility Rate

12.4%

School Climate Star Rating



Financial Efficiency Star Rating



Per Pupil Expenditures

School

\$8,258

10,000

District

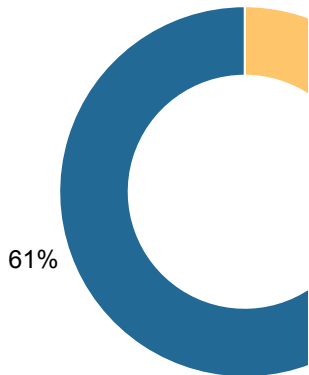
\$8,325

State

\$9,086

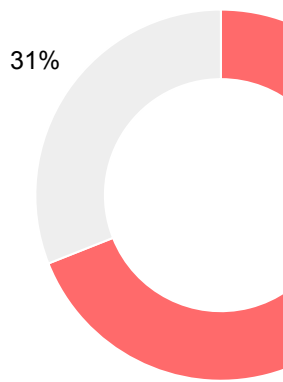
Race/Ethnicity

- Asian/Pacific
- American Indian
- Black
- Hispanic
- Multi-racial
- White



Free/Reduced-Price Lunch (FRL)

FRL




Students with Disability (SWD)

SWD



English Language Learners (ELL)

ELL



Elementary

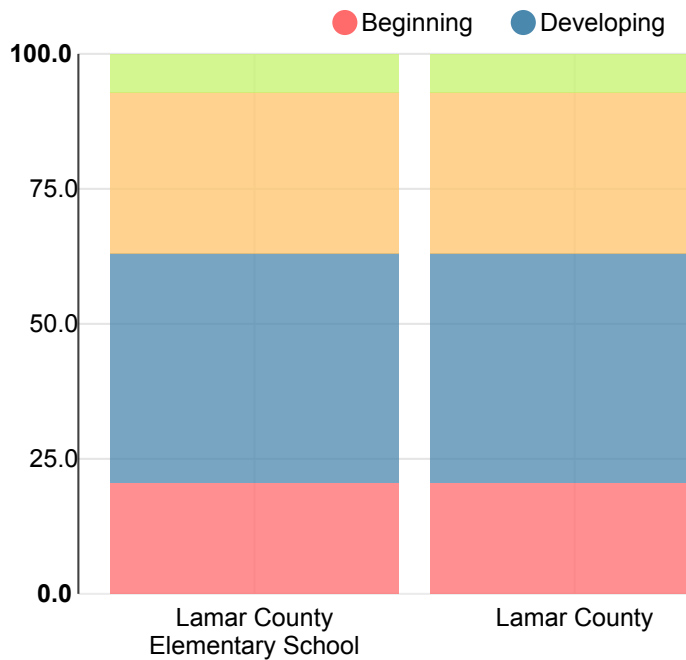
CCRPI Score

Lamar County Elementary School

Indicator	2017
Achievement	29.2
Progress	34.1
Gap	6.7
Challenge	4.3
CCRPI Score	74.3

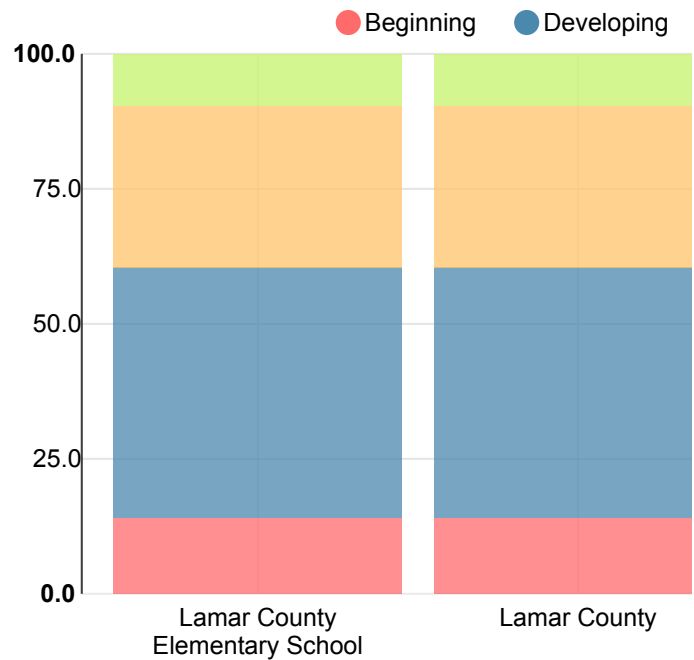
English

Percent of students scoring in each performance level on 2017 Georgia Milestones for elementary grades



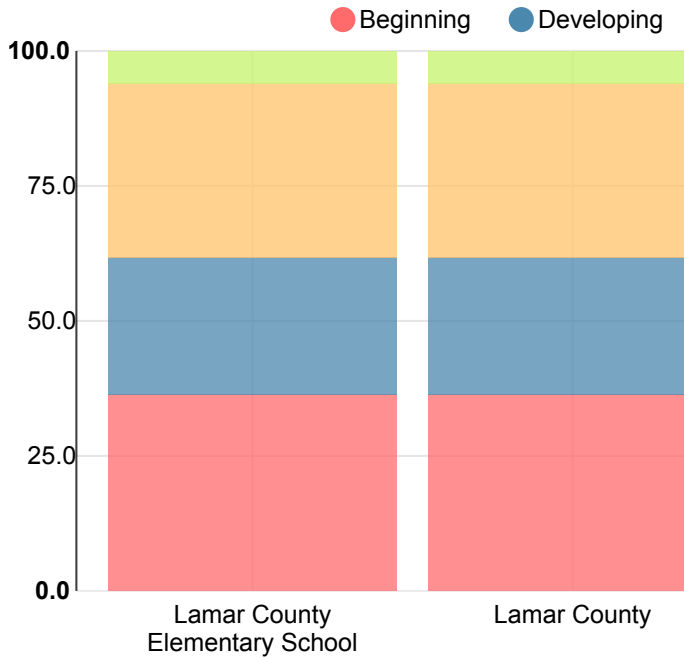
Mathematics

Percent of students scoring in each performance level on 2017 Georgia Milestones for elementary grades



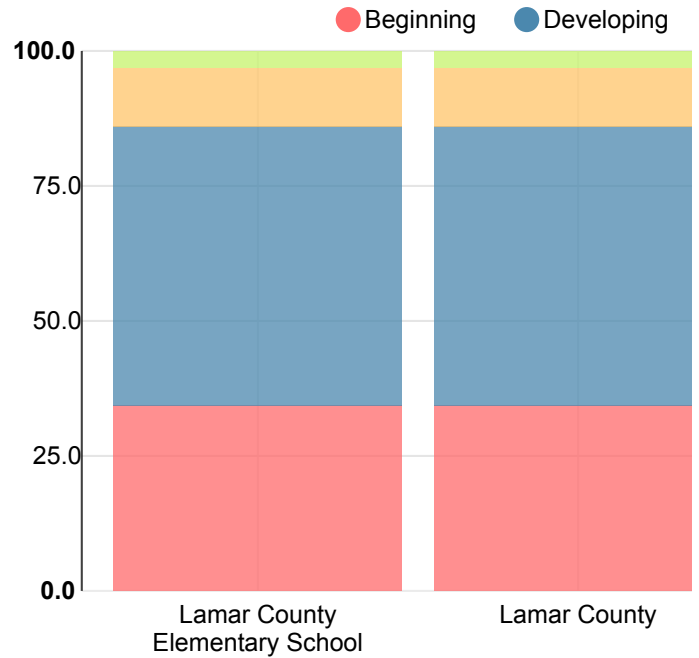
Science

Percent of students scoring in each performance level on 2017 Georgia Milestones for elementary grades



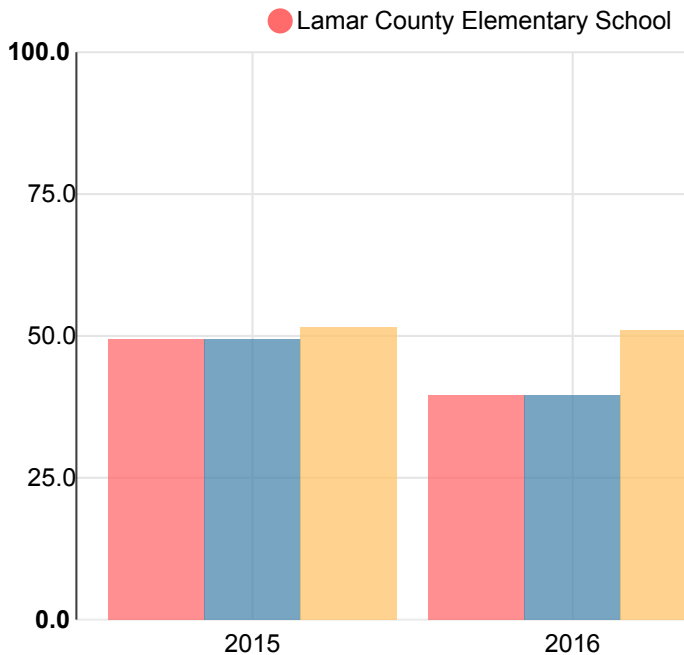
Social Studies

Percent of students scoring in each performance level on 2017 Georgia Milestones for elementary grades



Reading at or above the Grade Level Target (3rd Grade)

Percent of students in grade 3 achieving Lexile measure equal to or greater than 650



Reading at or above the Grade Level Target (5th Grade)

Percent of students in grade 5 achieving Lexile measure equal to or greater than 850

